

BUCKINGHAM PROPERTIES PRESENTS



CANSTRUCTION ROCHESTER

259 Alexander Street
Rochester, New York 14607
t: 585.287.5850

Dear Community Leader,

Did you know that more than 200,000 area residents seek emergency food assistance every year? Canstruction Rochester is a unique opportunity to help those in need. This design-build competition helps feed thousands of hungry people and promotes a greater awareness of hunger issues in the Rochester Community, while spotlighting the design and construction industry.

Canstruction® is a benefit competition organized by the American Institute of Architects and the Society of Design Administration. It combines the fun of a design-build competition with an ingenious way to help feed hungry people. Teams of architects, engineers, contractors, businesses, and students compete to design and build colossal structures made entirely out of canned and boxed foods. The results are giant “canned art” exhibits currently held in Rochester and many other cities across the globe. At the close the event, all of the food used in the structures is donated to Foodlink, where it is then distributed to Rochester-area food pantries, shelters, soup kitchens, elderly and day care centers.

This year, Buckingham Properties is pleased to once again serve as the Presenting Sponsor for what marks Canstruction Rochester’s 14th annual competition. The theme for 2023 is “Discovering Cans at The Strong.” Teams should be inspired by past and present exhibits found within The Strong.



The 2023 campaign is officially underway and we welcome your firm to compete in this year’s event. Included in this packet is all that you need to get started. Build Day will take place on Saturday, November 18th, followed by a two-week exhibition within Strong Museum.

If you have any questions, please do not hesitate to call or email. I am always happy discuss the event.

Best Regards,

A handwritten signature in blue ink, appearing to read "Ken Glazer", written over a light blue circular background.

Ken Glazer
President



BUCKINGHAM PROPERTIES PRESENTS



KICK-OFF MEETING

JOIN US FOR THE

KICK-OFF MEETING



WHERE

Virtual - Zoom

WHEN

Wednesday, June 21st
12:00 pm..

2023 THEME





June

30 Kick-Off Meeting (Wednesday)
12:00 p.m.
Virtual - Zoom

August

31 Team Registration Due

September

30 Wegmans Can Orders Due

November

17 Food Delivery to Strong Museum
5:00 pm
All teams who didn't order from Wegmans should drop off their food.

18 Build Day
8:00 a.m. - ?
Strong Museum
A light breakfast and lunch will be provided.

20 Judging
Local judges visit the display and choose our winners!
Teams should not be present.

28 Awards Banquet (Tuesday)
7:00 p.m. - 9:00 p.m.
The Strong Museum
Cash bar and hors d'oeuvres will be available. Cocktail attire.

December

3 De-Canstruction
8:00 a.m. - 10:00 a.m.
The Strong Museum
Teams join volunteers to take down the displays and load the cans to be taken to Foodlink.

BUCKINGHAM PROPERTIES PRESENTS



TEAM ENTRY FORM

COMPANY/INDIVIDUAL NAME

CONTACT PERSON

ADDRESS

PHONE

EMAIL

The entry fee for each team is \$100.

Make checks payable to:

Architectural Foundation of Greater Rochester.*

Mail or drop off your completed form and \$100 entry fee to:

Buckingham Properties
Attn: Ken Glazer, Canstruction Rochester
259 Alexander Street
Rochester, NY 14607



AWARDS

- Best Meal
- Best Use of Labels
- Structural Ingenuity
- Jurors' Favorite
- 1 or 2 Honorable Mentions
- People's Choice

Local winners go on to compete internationally through submission of digital images to a panel of jurors convened at the SDA/AIA Annual Convention in the spring each year. Structures cannot win in more than one category (except People's Choice).

TEAMS

Any number of people can assist in the design and planning of the structure. However, please try to limit the active participants to five during the building period due space limitations.

FOOD PRODUCTS

Aluminum food cans of all sizes may be used. Some food manufacturers are switching to plastic. If using plastic containers make sure they stack and can take the pressure of cans from above bearing down.

- No glass containers.
- No pet food.
- No alcoholic beverages.
- Soda and junk food strongly discouraged. Depending on the composition of the jury, your entry could be deducted for using non-nutritional items. Food banks need nutritional food, not junk food. Make every effort in designing a structure that uses edible, nutritious foods.
- Canned food must be full and unopened; no exposed food. (attracts vermin).
- Labels must be intact and legible. Labels cannot be covered over, stripped off or al-

tered in any way.

- Boxes and bags are discouraged. The name of the competition is Canstruction. Jurors prefer to follow the name of the competition and in recent years many structures with boxes and bags did not make it through the elimination process for that reason. They are allowed though.
- Props are also discouraged. Jurors prefer pure food structures. Solve all design challenges with food items. All things equal, a structure with props will lose when judged against a structure with no props. (Example: A structure that has eyes. One structure uses black cans to make eyes; another structure has black circles made of paper and pasted on top of the cans for eyes. Once the jury sees that eyes can be made from cans or a food product, any entry that used paper cutouts is in disfavor.)

STRUCTURES & BUILDING MATERIALS

Structures must be structurally self-supporting. (10' length x 10' width x 8' height - maximum.) A good rule to keep in mind is that there should be a can between each supporting component. (Example: You can use wire to support cans; you can use plexi-glass to support cans; you cannot use wire to support plexi-glass that is supporting cans.)

Permissible Materials:

- One-quarter inch thick foam-core, cardboard, masonite, plywood, plexi-glass - for the purpose of leveling or balancing materials and not as load bearing. (A structure where " leveling material is not visible is judged superior to a structure where it is in plain view. Cantilevering is allowed with the above mentioned materials and allowable thicknesses)



- Nylon string
- Wire
- Tie-backs
- Cardboard tubes used as guides must also be limited to one-quarter inch thick.
- Velcro
- Tape, clear and double-faced
- High-tension rubber bands

Not Permissible Materials:

- 2x4's
- Half-inch plywood
- Half-inch thick tubing
- Sheet metal
- Permanent adhesives.

ACQUISITION OF CANNED GOODS

Participating firms are responsible for obtaining their own supply of canned goods. Canned goods are available through Wegmans and will receive a shopper's club discount, if applicable, but not a wholesale discount. All food orders purchased through Wegmans must be submitted prior to the deadline of September 6, 2019. Items will be delivered directly to site prior to event, but not available for 'pre-build' practices, unless specific arrangements have been made between a team and a specific local Wegmans store. There is a food order form for Wegmans orders listing required label information on items and payment procedures. There are no returns for unused cans. The Wegmans food order form will be emailed following team registration.

Firms are encouraged to solicit donations of canned goods from manufacturers, consultants, contractors, developers, realtors or conduct employee food drives.

Purchasing goods from other than Wegmans is allowed, and should be packed in sturdy cartons and labeled with team name. Teams are responsible for delivering cans to the site the evening before Build Day.

Following De-Canstruction, all goods will be shipped by Foodlink to various soup kitchens, shelters and food banks throughout Western New York.

BUILD-OUT

Try to do as much prefabrication of any templates, foam-core or other special materials you require prior to the day of the build out. If you have a chance to do a practice build in your office take that opportunity to lessen surprises at the site.

Bring plenty of extra supplies (tape, scissors, foam-core, cardboard) – over estimate.

Bring a ladder if you are building tall or to position spotlights.

Teams should visit the site well in advance of the build-out date to determine if the structure requires special consideration (i.e. electrical power) or if there are any problems positioning their entry in the space provided.

Teams are responsible for leaving their site "broom-clean." A dumpster and/or recycle bin will be available for your convenience.

SCULPTURE & TEAM INFORMATION

The following must be e-mailed to Ken Glazer (kglazer@buckprop.com) by November 10th:

- TITLE and DESCRIPTION of the entry.
- Description should be no longer than one



paragraph. Description cannot contain the name of the firm as this description will be given to the jurors with no other identifying information so that all entries are judged anonymously.

- Team members – get names spelled correctly – designate one team captain.
- Firm’s official corporate name the way it should appear in the program.
- Total number of cans used in your design.
- Rough sketch of entry to assist planners in locating structures in optimal locations. If you have a specific positioning request, i.e. to view on all sides, or against a wall, please indicate such.

PRESENTATION BOARD

Teams are required to produce a foam core board no larger than 24” x 36” with the following items included;

- Firm name
- Title and description
- Team members (if you’d like)
- Any thank you’s to companies who contributed to the entry
- Additional people in your firm responsible for working on your design (if you like)
- These boards are intended to further your creative spirit of design - images are welcome.
- Please provide your own easel for display.
- The board will not be visible during judging, but descriptions will be. These descriptions are helpful in drawing the viewers’ eyes to the details within your design. Don’t get caught up in making long philosophical statements – keep it short and let your entry speak for itself. Describe the choices you made in cans and labels to articulate your theme, your use of double entendres with label names, themes, etc.

PHOTOGRAPHY

Professional photographs will be taken of each entry. For award winning teams that are submitting to the national competition, different photos can be submitted at their discretion. Photos taken during the build day and at the awards presentation will be made available to participating firms.

JUDGING

No representative from the entry may be present during judging. Judging will take place on Monday, November 20th. Be prepared to go to the site and rebuild anything that may have fallen prior to the judging. Judges will not be announced until the structures have been built.

AWARDS GALA

The awards reception will take place at Strong Museum on Tuesday, November 28th at 7:00 pm. Specific information regarding RSVP dates and purchasing additional tickets will be provided to team captains at a later date.

DE-CANSTRUCTION

Sunday, December 3rd at 8:00 am
Each entry must be taken down and packed in supplied “banana’ boxes for pickup by Foodlink. Each team must provide two team members for Decanstruction. Volunteers from Foodlink will be on hand to assist teams in moving cans from their build site to be palletized and onto the trucks. For safety reasons, volunteers will not help disassemble the structures. Bring dollies, if possible to help move cans from your build site to the food bank trucks.

Questions regarding rules, or rule clarifications should be directed to Ken Glazer (kglazer@buckprop.com).